



Mi • Light Subordinate New Brand

RF Wireless Touching LED Remote Controller
Model No.: FUT020

1. Technical Parameters(remote control):

- 1: Power supply: AAA battery * 2pcs
- 2: Cover material: ABS

2. Technical Parameters(controller):

1. Working voltage: DC12V-24V
2. Output control: 3 circuits (R/G/B)
3. Control current: 6A/circuit
4. Total output: Max. 10A
5. Connection method: common anode
6. Dimension: L85*W45*H22mm
7. Receiving range: 30meters

3. Functions of Keys (Please see drawing 1):

1. Key 1: on/off
2. Key 2: light changing mode (15 modes)
3. Key 3: color light/white light switching mode
4. Key 4: turn up (brightness/speed)
5. Key 5: turn down (brightness/speed)

4. How to use

1. Press Key 1 to turn on/off in any state.
2. Press Key 2 to activate light changing mode, keep pressing for different programs. There are 15 programs in total.
3. Press Key 3 once to activate white light mode, you can change brightness by pressing Key 4 or Key 5. Press Key 3 twice to activate color ring, changing brightness by pressing Key 4/Key 5 or changing light color by touching the color ring.
4. Resume function. The previous settings will be resumed

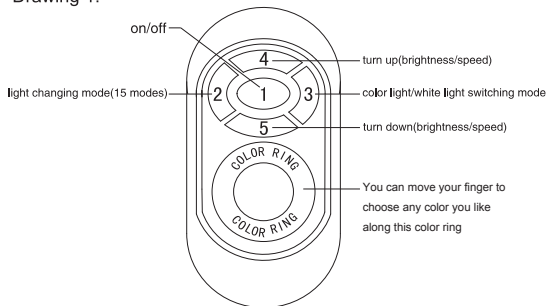
while power on again.

5. To match the remote control to the receiver (You do not need to do this when first out the box) .Press Key 4 once when first switched on within 3 seconds. The light will blink 3 times to indicate that the remote control is matched.

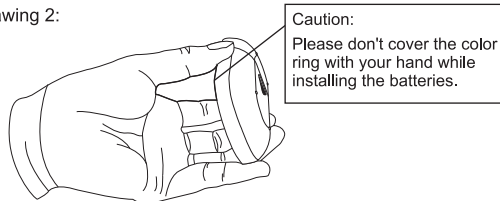
Clearing Code

Press Key 4 five times when first switched on, again, the light will blink 6 times if clearing is successful.

Drawing 1:



Drawing 2:



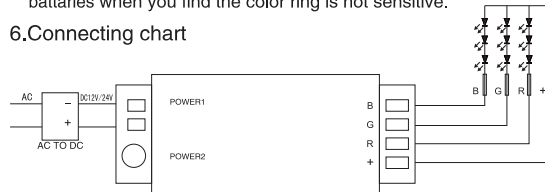
Feature chart for Key 2

1	Auto color changing	8 grades of brightness to adjust by pressing Key 4 or Key 5.			
2	Three colors jump to change	8 grades of speed to adjust by pressing Key 4 or Key 5	9	Green color jumps to change	8 grades of brightness to adjust by pressing Key 4 or Key 5.
3	Seven colors jump to change		10	Yellow color jumps to change	
4	Three colors jump to gradual change		11	Cyan color jumps to change	
5	Seven colors jump to gradual change		12	White color jumps to change	
6	Red color jumps to change	8 grades of brightness to adjust by pressing Key 4 or Key 5.	13	Red/blue light twinkles alternately	8 grades of speed to adjust by pressing Key 4 or Key 5.
7	Blue color jumps to change		14	Green/blue light twinkles alternately	
8	Purple color jumps to change		15	Red/green light twinkles alternately	

5. Caution (Please see drawing 2):

Please don't touch or press the color ring while loading the batteries to protect the sensitiveness. Please use the remote controller 3 seconds after the batteries are loaded. Please reload the batteries when you find the color ring is not sensitive.

6. Connecting chart



www.futlight.com
Made in China

