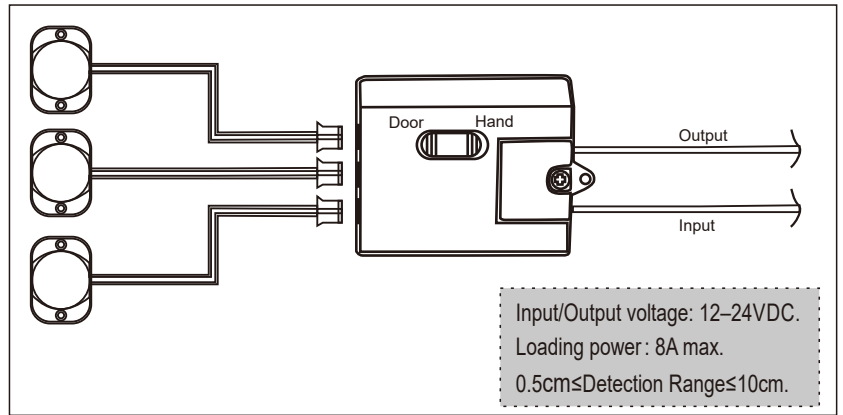



IR Door/Hand Sensor Switch



Door Mode

Features:

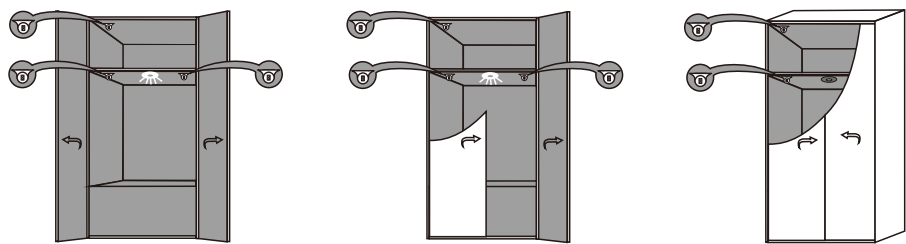
- 1, 2 or 3 detectors in the sensor unit.
- Perfect for using in wardrobes with three doors or sliding doors.

Function descriptions:

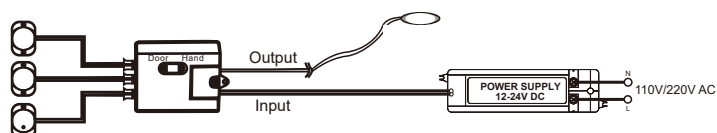
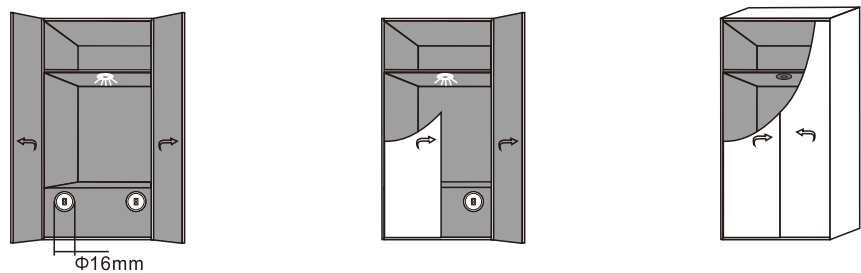
- When there are target objects in the detecting range of all of three detectors, the LED light switches on.
- When there are no target object in the detecting range of any of the detectors, the LED light switches off.

Warning : All detectors must be covered before switching on input power.

Surface mounted



Recessed Mounted



Hand Mode

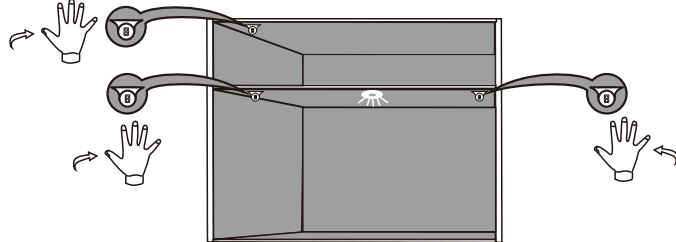
Features:

- 1, 2 or 3 detectors in the sensor unit.

Function descriptions:

- When hand passes over any of the detectors within the detective range (less than 10cm), the LED light switch on.
- When hand passes over any of the detectors again within the detective range (less than 10cm), the LED light switches off.

Surface mounted



Recessed Mounted

