


# Touch Sensor Switch / Dimmer TD008

## Functions:

- ON / OFF + dimming function + memory.
- Input Voltage: 12V–24V DC.
- Output Voltage: 12V–24V DC.
- Input Current: 2A.
- Load around 24W for 12V, and 48W for 24V.
- Input and output cable length: 1m  
(Customized length can be ordered).


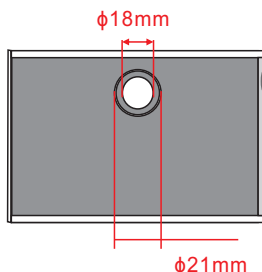


## Operations:

- **With memory external switch on/off and dimmer:**
  - 1) Originally “Off” when the power is connected.
  - 2) Quick touch (time is less than 550ms) can turn ON/OFF the light. One touch to turn on; touch again to turn off. The lamp is 90% bright when it is on.
  - 3) Hold on touching (time is above 550ms) can adjust the brightness endlessly. It will reduce the brightness endlessly to the minimum in 3 seconds holding on when the light is on. It will increase the brightness endlessly to 100% in 3 seconds holding on when the light is off.
  - 4) Quick touch and hold on touching can be chosen anytime without any collision.
  - 5) This sensor will memorize the status of the dimming in 12V–24VDC.

## Installation Steps:

- Step I: Cut a diameter 18mm hole at the fixture.
- Step II: Put the detector head into the diameter 18mm hole.
- Step III: Connect wires to the input end and output end of the LED light.



**Note:** Please read the tag on the wire when connecting cables;  
The function/program can be customized, made upon different needs, for example: with memory.

## Notices:

- During testing, it is forbidden to hold the sensor with one hand while touching with another hand.
- This sensor cannot be installed on conductive materials.